

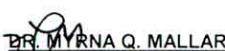


STATEMENT OF APPROVED BUDGET, UTILIZATIONS, DISBURSEMENTS AND BALANCES
As of the Quarter Ending June 30, 2017

Department : State Universities and Colleges
Agency : TARLAC STATE UNIVERSITY
Operating Unit :
Organization Code (UAC) : 08 037 00 00000
Funding Source Code (as cl) : 101

Particulars	UACS CODE	Approved Budget			Budget Utilization					Disbursements					BALANCES	
		Approved Budgeted Revenue	Adjustments (Additions, Reductions, Realignment)	Adjusted Budgeted Revenue	1st Quarter Ending March 31	2nd Quarter Ending June 30	3rd Quarter Ending Sept. 30	4th Quarter Ending Dec. 31	Total	1st Quarter Ending March 31	2nd Quarter Ending June 30	3rd Quarter Ending Sept. 30	4th Quarter Ending Dec. 31	Total	Unutilized Budget	Unpaid Utilizations Due and Demandable / Accounts Payable
1	2	3	4	5=[3+(-)4]	6	7	8	9	10=(6+7+8+9)	11	12	13	14	15=(11+12+13+14)	16=(5-10)	17
I. Agency Approved Budget																
General Administration and Support	1 00 00 0000	53,102,000.00	(1,500,000.00)	51,602,000.00	12,247,930.48	14,601,092.85	-	-	26,849,023.33	8,585,761.64	15,755,238.91	-	-	24,341,000.55	24,752,976.67	2,508,022.78
General Administration and Supervision	1 00 01 0001															
PS	50100000 00	1,235,000.00		1,235,000.00	479,993.17	123,690.95			603,684.12	277,617.46	322,105.91			599,723.37	631,315.88	3,960.75
MOOE	50200000 00	42,867,000.00		42,867,000.00	8,701,025.60	14,079,100.90			22,780,126.50	7,895,961.42	14,884,165.08			22,780,126.50	20,086,873.50	-
Fin Exp.(if applicable)	50300000 00									206.00				206.00		(206.00)
CO	50600000 00	9,000,000.00	(1,500,000.00)	7,500,000.00	3,066,911.71	398,301.00			3,465,212.71	411,976.76	548,967.92			960,944.68	4,034,787.29	2,504,268.03
Support to Operations	2 00 00 0000	8,261,000.00	2,300,000.00	10,561,000.00	2,279,794.34	3,576,492.97	-	-	5,856,287.31	1,538,687.13	3,859,644.05	-	-	5,398,331.18	4,704,712.69	457,956.13
PS	50100000 00	25,000.00		25,000.00	17,077.41	7,922.59			25,000.00	17,077.41	7,922.59			25,000.00		
MOOE	50200000 00	6,236,000.00	2,300,000.00	8,536,000.00	2,178,739.93	3,532,382.38			5,711,122.31	1,521,609.72	3,851,721.46			5,373,331.18	2,824,877.69	337,791.13
Fin Exp.(if applicable)	50300000 00															
CO	50600000 00	2,000,000.00		2,000,000.00	83,977.00	36,188.00			120,165.00						1,879,835.00	120,165.00
Operations	3 00 00 0000	69,077,000.00	34,500,000.00	103,577,000.00	19,242,883.75	32,677,158.29	-	-	51,920,042.04	13,145,137.41	31,555,581.08	-	-	44,700,718.49	51,656,957.96	7,219,323.55
MFO 1 - HIGHER EDUCATION	3 01 00 0000	37,231,400.00	21,500,000.00	58,731,400.00	18,079,622.90	23,266,676.31	-	-	41,346,299.21	12,213,007.73	23,863,876.06	-	-	36,076,883.79	17,385,100.79	5,269,415.42
PS	50100000 00	3,449,400.00	10,000,000.00	13,449,400.00	2,286,383.00	7,737,395.14			10,023,778.14	2,130,696.18	8,107,610.19			10,238,306.37	3,425,621.86	(214,528.23)
MOOE	50200000 00	25,782,000.00	10,000,000.00	35,782,000.00	7,821,490.03	14,458,545.97			22,280,036.00	6,942,059.95	14,594,888.87			21,536,948.82	13,501,964.00	743,087.18
Fin Exp.(if applicable)	50300000 00															
CO	50600000 00	8,000,000.00	1,500,000.00	9,500,000.00	7,971,749.87	1,070,735.20			9,042,485.07	3,140,251.60	1,161,377.00			4,301,628.60	457,514.93	4,740,856.47
MFO 2 - ADVANCED EDUCATION	3 02 00 0000	6,890,000.00	10,000,000.00	16,890,000.00	551,681.93	4,734,915.38	-	-	5,286,597.31	528,751.93	4,734,849.55	-	-	5,263,601.48	11,603,402.69	22,995.83
PS	50100000 00	3,525,000.00	10,000,000.00	13,525,000.00	470,081.93	3,956,867.91			4,426,949.84	470,081.93	3,933,872.08			4,403,954.01	9,098,050.16	22,995.83
MOOE	50200000 00	3,365,000.00		3,365,000.00	81,600.00	778,047.47			859,647.47	58,670.00	800,977.47			859,647.47	2,505,352.53	-
Fin Exp.(if applicable)	50300000 00															
CO	50600000 00															
MFO 3 - RESEARCH SERVICES	3 03 00 0000	16,520,300.00	3,000,000.00	19,520,300.00	408,520.92	3,624,255.23	-	-	4,032,776.15	261,907.75	2,910,971.48	-	-	3,172,879.23	15,487,523.85	859,896.92
PS	50100000 00	25,000.00		25,000.00	3,000.00	828.72			3,828.72	3,000.00	828.72			3,828.72	21,171.28	-
MOOE	50200000 00	10,835,300.00	3,000,000.00	13,835,300.00	405,520.92	3,476,486.51			3,882,007.43	258,907.75	2,910,142.76			3,169,050.51	9,953,292.57	712,956.92
Fin Exp.(if applicable)	50300000 00															
CO	50600000 00	5,660,000.00		5,660,000.00		146,940.00			146,940.00						5,513,060.00	146,940.00
MFO 4 - EXTENSION SERVICES	3 04 00 0000	8,435,300.00	-	8,435,300.00	203,058.00	1,051,311.37	-	-	1,254,369.37	141,470.00	45,883.99	-	-	187,353.99	7,180,930.63	1,067,015.38
PS	50100000 00	25,000.00		25,000.00											25,000.00	-
MOOE	50200000 00	6,885,300.00		6,885,300.00	203,058.00	1,001,561.37			1,204,619.37	141,470.00	45,883.99			187,353.99	5,680,680.63	1,017,265.38
Fin Exp.(if applicable)	50300000 00															
CO	50600000 00	1,525,000.00		1,525,000.00		49,750.00			49,750.00						1,475,250.00	49,750.00

Particulars	UACS CODE	Approved Budget			Budget Utilization					Disbursements					BALANCES	
		Approved Budgeted Revenue	Adjustments (Additions, Reductions, Realignment)	Adjusted Budgeted Revenue	1st Quarter Ending March 31	2nd Quarter Ending June 30	3rd Quarter Ending Sept. 30	4th Quarter Ending Dec. 31	Total	1st Quarter Ending March 31	2nd Quarter Ending June 30	3rd Quarter Ending Sept. 30	4th Quarter Ending Dec. 31	Total	Unutilized Budget	Unpaid Utilizations Due and Demandable / Accounts Payable
1	2	3	4	5=[3+(-)4]	6	7	8	9	10=(6+7+8+9)	11	12	13	14	15=(11+12+13+14)	16=(5-10)	17
Sub-Total, Agency Specific Budget		130,440,000.00	35,300,000.00	165,740,000.00	33,770,608.57	50,854,744.11	-	-	84,625,352.68	23,269,586.18	51,170,464.04	-	-	74,440,050.22	81,114,647.32	10,185,302.46
PS	50100000 00	8,284,400.00	20,000,000.00	28,284,400.00	3,256,535.51	11,826,705.31	-	-	15,083,240.82	2,898,472.98	12,372,339.49	-	-	15,270,812.47	13,201,159.18	(187,571.65)
MOOE	50200000 00	95,970,600.00	15,300,000.00	111,270,600.00	19,391,434.48	37,326,124.60	-	-	56,717,559.08	16,818,678.84	37,087,779.63	-	-	53,906,458.47	54,553,040.92	2,811,100.61
Fin Exp.(if applicable)	50300000 00	-	-	-	-	-	-	-	-	206.00	-	-	-	206.00	-	(206.00)
CO	50600000 00	26,185,000.00	-	26,185,000.00	11,122,638.58	1,701,914.20	-	-	12,824,552.78	3,552,228.36	1,710,344.92	-	-	5,262,573.28	13,360,447.22	7,561,979.50
GRAND TOTAL		130,440,000.00	35,300,000.00	165,740,000.00	33,770,608.57	50,854,744.11	-	-	84,625,352.68	23,269,586.18	51,170,464.04	-	-	74,440,050.22	81,114,647.32	10,185,302.46
PS		8,284,400.00	20,000,000.00	28,284,400.00	3,256,535.51	11,826,705.31	-	-	15,083,240.82	2,898,472.98	12,372,339.49	-	-	15,270,812.47	13,201,159.18	(187,571.65)
MOOE		95,970,600.00	15,300,000.00	111,270,600.00	19,391,434.48	37,326,124.60	-	-	56,717,559.08	16,818,678.84	37,087,779.63	-	-	53,906,458.47	54,553,040.92	2,811,100.61
Fin Exp.(if applicable)		-	-	-	-	-	-	-	-	206.00	-	-	-	206.00	-	(206.00)
CO		26,185,000.00	-	26,185,000.00	11,122,638.58	1,701,914.20	-	-	12,824,552.78	3,552,228.36	1,710,344.92	-	-	5,262,573.28	13,360,447.22	7,561,979.50
Recapitulation by MFO:		69,077,000.00	34,500,000.00	103,577,000.00	19,242,883.75	32,677,158.29	-	-	51,920,042.04	13,145,137.41	31,555,581.08	-	-	44,700,718.49	51,656,957.96	7,219,323.55
MFO 1		37,231,400.00	21,500,000.00	58,731,400.00	18,079,622.90	23,266,676.31	-	-	41,346,299.21	12,213,007.73	23,863,876.06	-	-	36,076,883.79	17,385,100.79	5,269,415.42
MFO 2		6,890,000.00	10,000,000.00	16,890,000.00	551,681.93	4,734,915.38	-	-	5,286,597.31	528,751.93	4,734,849.55	-	-	5,263,601.48	11,603,402.69	22,995.83
MFO 3		16,520,300.00	3,000,000.00	19,520,300.00	408,520.92	3,624,255.23	-	-	4,032,776.15	261,907.75	2,910,971.48	-	-	3,172,879.23	15,487,523.85	859,896.92
MFO 4		8,435,300.00	-	8,435,300.00	203,058.00	1,051,311.37	-	-	1,254,369.37	141,470.00	45,883.99	-	-	187,353.99	7,180,930.63	1,067,015.38
OF WHICH:																
Major Programs/Projects																
KRA No. 2-Poverty Reduction and Empowerment of the Poor and the Vulnerable/Rapid Inclusive and Sustained Economic growth																
Program Budgeting:																
MPP																
Access to Quality Higher Education																
Global Partnership for Development																
Good Governnace																
Sustainable Community Development Program																
Productivity Enhancement-MS ME Micro Small																
Medium Enterprise																
Certified Correct:	Certified Correct:	Approved By:														
 JESUS S. DANGANAN Budget Officer IV	 JOHN ERWIN C. PANLILIO Chief Accountant	 DR. MYRNA Q. MALLARI President														